

HiTeach 5

Whiteboard Mode Related Button Function Description



Whiteboard Mode Interface

Lesson Information Area



Teaching Resource Area

Teaching Material Display Area

Teaching Tools Area

Editing Status
(Not Yet Start Lesson)

Take a screenshot of the current page and paste it back into HiTeach. →

Return to the HiTeach whiteboard page →



Whiteboard Mode Interface

End Lesson

00:02 1/1 128432 : 2146

Lesson Information Area



Teaching Resource Area

Teaching Material Display Area

Teaching Tools Area

Lesson Status
(Already Start Lesson)

Data-based Interaction Area

Single Answer 0/18 0% 01:47



- 1
- 2
- 3
- 4
- 5
- 6
- 7
- 8
- 9
- 10
- 11
- 12
- 13
- 14
- 15
- 16
- 17
- 18





Lesson Information Area: Student connections, roll call, score keeping, and Rankings boards



- Start Lesson, End Lesson
- Class Duration
- Current page/Total pages
- Account Information
- QR Code/Student List/Attendance/Points/Score Sheet
- Rankings
- Classroom Number
- PIN Code
- Network Stability
- Lesson Information Area Show/Hide

Stephen Wu | Start HiTeach 5

Notifications

Site License

Exclusive Benefits

Go to Sokrates

Settings

ID: 1525658389 ☆

Name Stephen Wu (2025/08/13 14:40:57)

School Alishan School

Alishan High School

Go to IES TEAM Model Cloud

5.3.0.0022

Math Attend Points IRS | All Here | Reset

All | 1 Group1 | 2 Group2 | 3 Group3 | 4 Group4

Attendance 18 / 18
128432 : 3970

1 Pietro Tomasulo Present	2 Christopher Duff Present	3 Robert Sebez Present	4 Jacob Hoffmann Present
5 Joseph Fejerdi Present	6 Mary Hong Present	7 Bao Lew Present	8 Niko Renaudin Present
9 Zoe Tsakoumakis Present	10 Timothy Winslow Present	11 Elizabeth Ly Present	12 Leila Quiroz Present
13 Latoya Varney Present	14 Steven Castillo Present	15 Johnny Hawk Present	16 Vincent Davis Present
17 Bartista Malone Present	18 Jolin Avila Present		

URL: irs5.teammodel.net

HiTeach 5 Teaching Resource Area: pages, quiz files, syllabus catalog

- Materials & Resources
- Page List, Add/Delete/Duplicate Page
- Switch the position of Toolbar

- Multi-Selection
- Add a new page
- Delete page
- Duplicate page
- Window Extension

① IES cloud resources: Import cloud-based teaching materials, exams, and syllabi.

② Search for images online and directly insert them into HiTeach's pages.

③ Preset resources include:

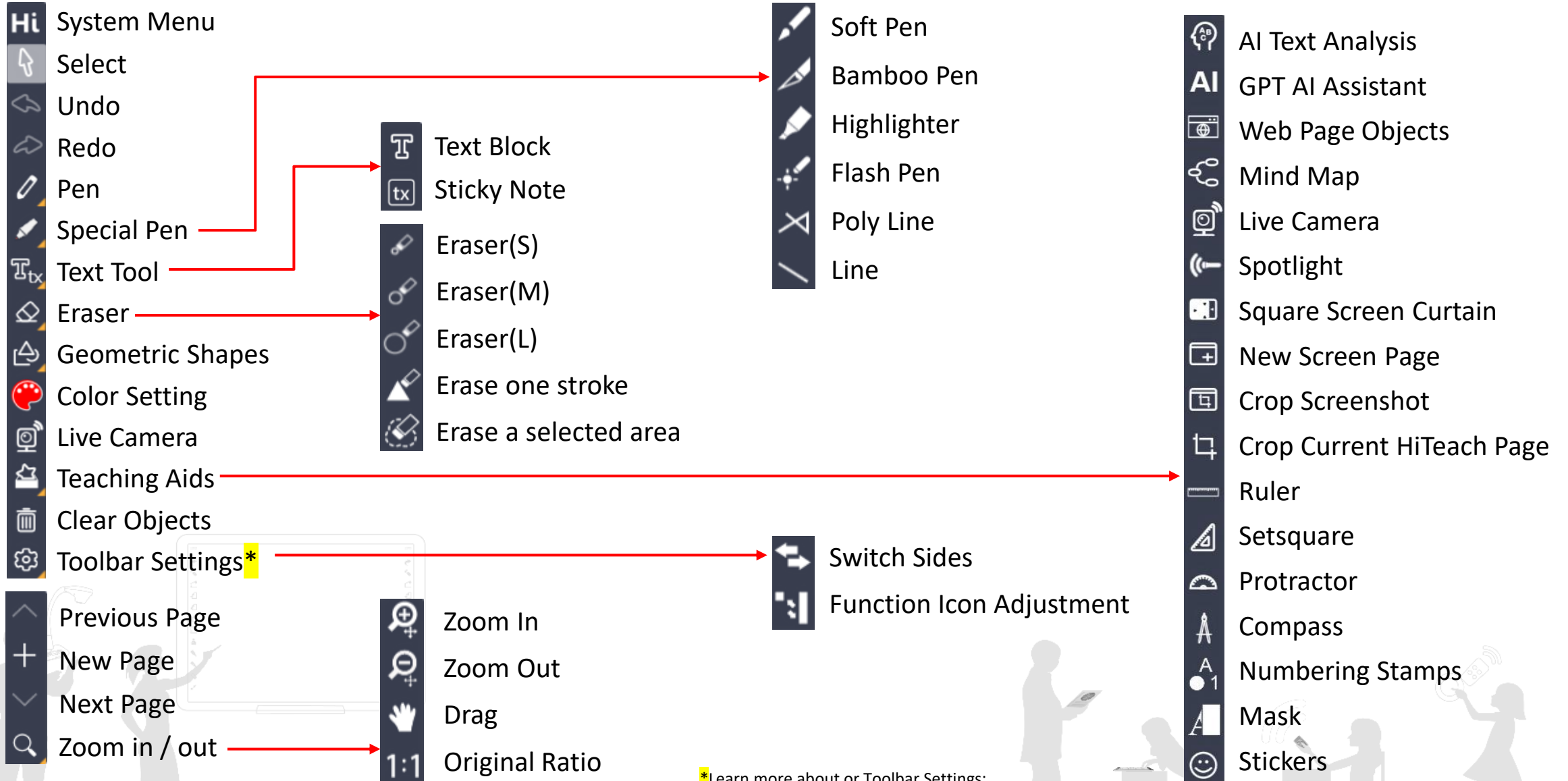
Resource Library - Various graphic resources, or you can add new ones by opening a folder.

Background Library - Various themed backgrounds, or you can add new ones by opening a folder.

Sample Files - Official presentations and teaching materials. (Remember to click "Get the latest file" first.)

④ Use local teaching materials

Teaching Tools Area: Function List



*Learn more about or Toolbar Settings:
<https://www.habook.com/en/faq.php?act=view&id=226>



Teaching Tools Area: Function List

Q Question and Task Setting Tool
(Only available before **Start Lesson**)

Push (Already Start Lesson)

IRS Tools (Already Start Lesson)

Work Collection (Already Start Lesson)

SelfPace Test (Already Start Lesson)

Pick-out

Timer

Scoreboard

Transparency Mode

Minimize

Hi Screenshot & Annotation
Return to HiTeach

(This toolbar can be freely moved)

- This Page
- Objectified Push
- File
- Differentiated Push

- Picture
- Audio
- File
- Collaboration
- Task History

- IES Cloud Exam Files
- Instant Paper Test
- Excel File (xls & xlsx)
- Contest Game





- Pop Quiz (Single Answer)
- Pop Quiz (Multiple Answers)
- Pop Quiz (True-False)
- Pop Quiz (Cloze)
- Subjective
- Speaking Exercise
- Buzz-in
- Smart Rating
- IRS Hardware Settings



Detailed description

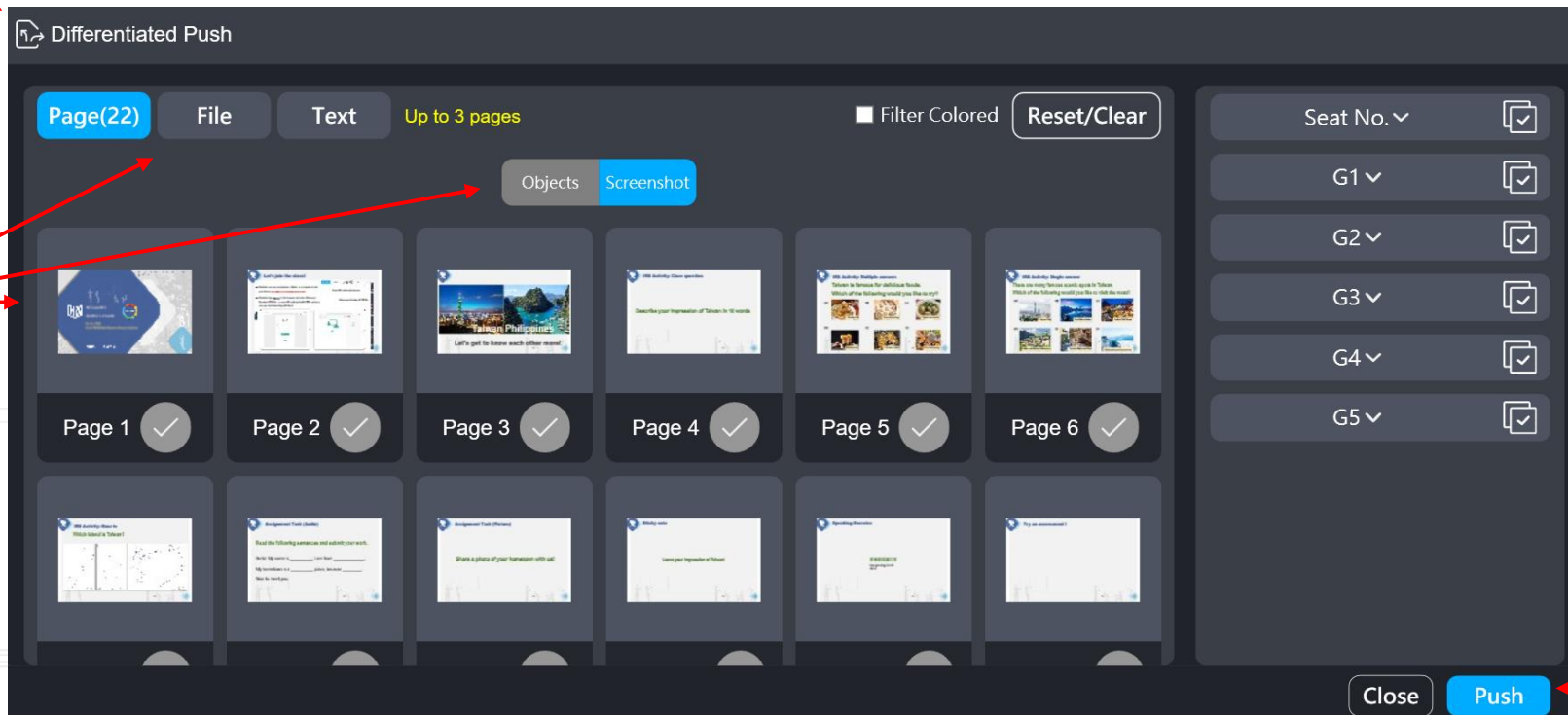


HiTeach 5 Teaching Tools Area: Push

-  Push the current page: Push the current page as a screenshot
-  Push the current page with objects (students can move objects and click hyperlinks)
-  Push a file from the teacher's computer to students (file size limit 5MB)
-  Differentiated Push: Push different content to different students or groups (as shown below)

Choose what to push

Select the content to push, you can push whiteboard page (you can choose to push with reserved objects or screenshots), files, text



Differentiated Push

Page(22) File Text Up to 3 pages Filter Colored Reset/Clear

Objects Screenshot

Page 1 ✓ Page 2 ✓ Page 3 ✓ Page 4 ✓ Page 5 ✓ Page 6 ✓

Seat No. ✓
G1 ✓
G2 ✓
G3 ✓
G4 ✓
G5 ✓

Close Push

Choose who to push to

Push

Data-based Interaction Area: multiple choice question button function

Answering Percentage

Question Type

Time & Pause

Retake IRS Answer

Set Answer

Pie Chart

Graph Chart

Minimize Interaction Area

Interaction area height adjustment

Display by seat number

Display by Group

Multiple answers 2 / 30 7.0 % 01:02

1 2 3 4 5 6 7 8 9 10 11 12 13 14

Interaction in progress

Flip Cards (see students' answer)
(Click twice to switch between different arrangements)


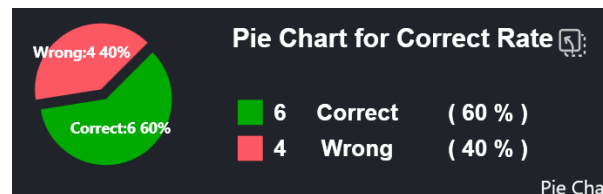
Set the number and size of options
(The setting of the number of options will be applied to the next question)

Unanswered questions are blue; answered questions are red

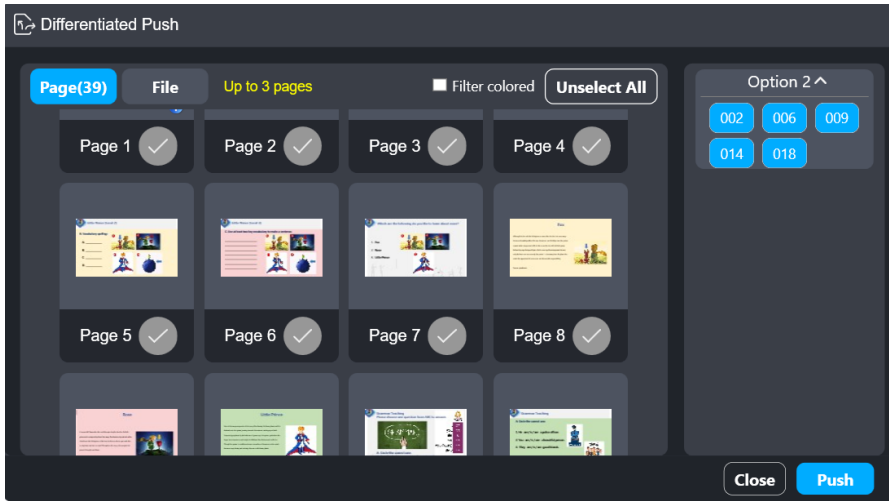
Paste charts or answers to page

Show answer rate

View statistical charts after the Synchronous Interaction has ended



Data-based Interaction Area: multiple choice question button function

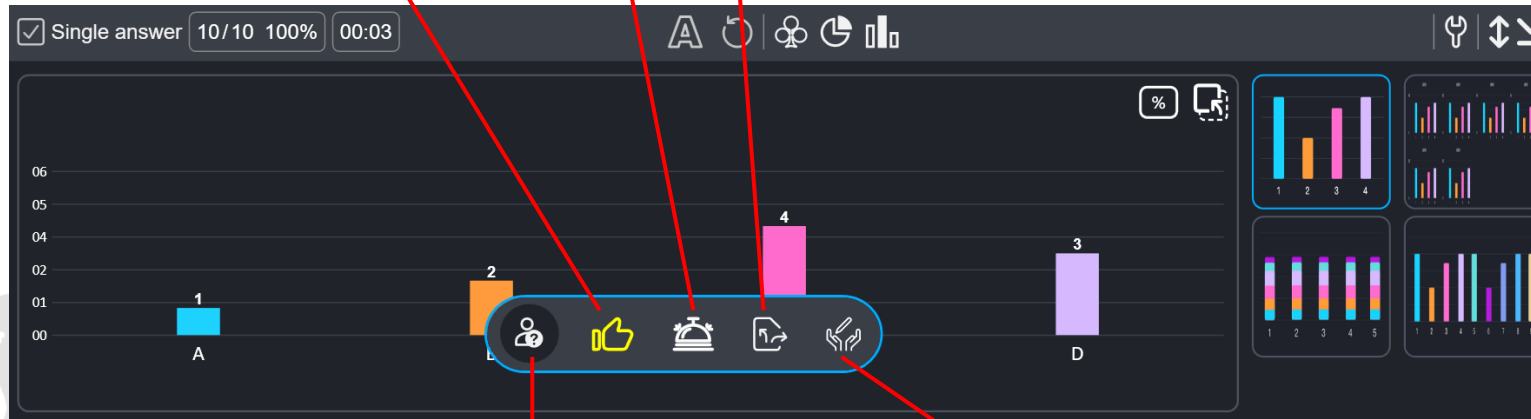


Differentiated Push

Read this to learn more: <https://www.habook.com/en/news.php?act=view&id=483>

Allow **Buzz-in** for all who choose this option

Add points for all who choose this option



SMART Pick-out: Pick from someone that choose this option

Allow Collaboration task for all who choose this option

Read this to learn more: <https://www.habook.com/en/news.php?act=view&id=430>

How to apply for AI Text Analysis:
<https://www.habook.com/en/news.php?act=view&id=464>

AI Text Analysis

Copy all answers to the clipboard

1 [] 2 Dog 3 Cat

4 [] 5 Turtle 6 []

7 Dog 8 Snake 9 Cat

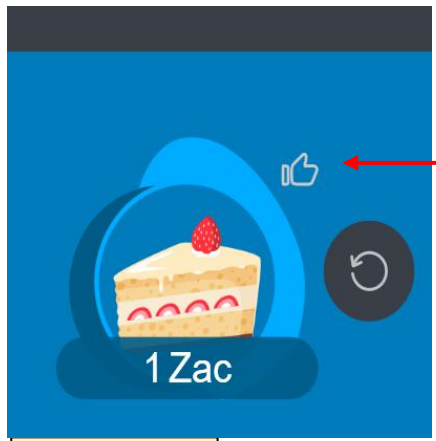
Interaction in progress

Paste back selected answers as text

Paste back all answers as picture



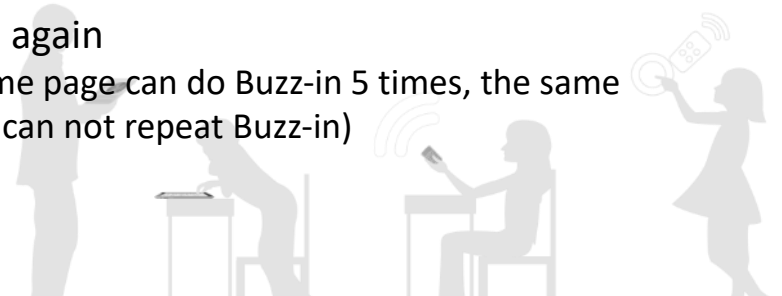
Before Buzz-in (Click the bell to start)



After Buzz-in

Give a point to the student

Buzz-in again
(The same page can do Buzz-in 5 times, the same student can not repeat Buzz-in)



Data-based Interaction Area: Subjective question(audio & text)

Answering Percentage Set Answer Flip Card

Question Type Time&Pause Retake IRS Peer Assessment

Minimize Interaction Area height adjustment

Display by seat number/ Group

Paste

Subjective question: Audio (Speaking Practice) screen

Paste back by seat No. Paste Grand Rating Voting Peer Assessment

All Correct Partially Correct Incorrect Set Score


Select all/partially to execute these functions

Subj.-Text 10/10 100% 05:17

GPT Peer Assessment

Select All

Subjective question: Text screen



Data-based Interaction Area: Task (Submit Picture Task)

Student Submission Ratio

Switch between tasks

Task Type

Time

The number of works that is collected (Over the number limit will not be accepted, can be used for competition)

Clear Works

Start/Pause

Paste works to page

Minimize Interaction Area

Task1

2 / 20

03:34

Time Group Seat Answer

Display by Time/ Group/ Seat No. / Answer

2 Bob

13 Cindy

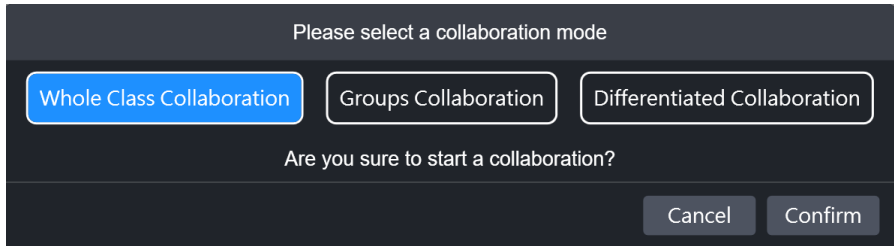
Need to ask an objective IRS question first on the same page

Add points for all who have submitted

Synchronous Interaction in progress



Data-based Interaction Area: Task (Collaboration)



Start a collaboration task

View group members & contribution

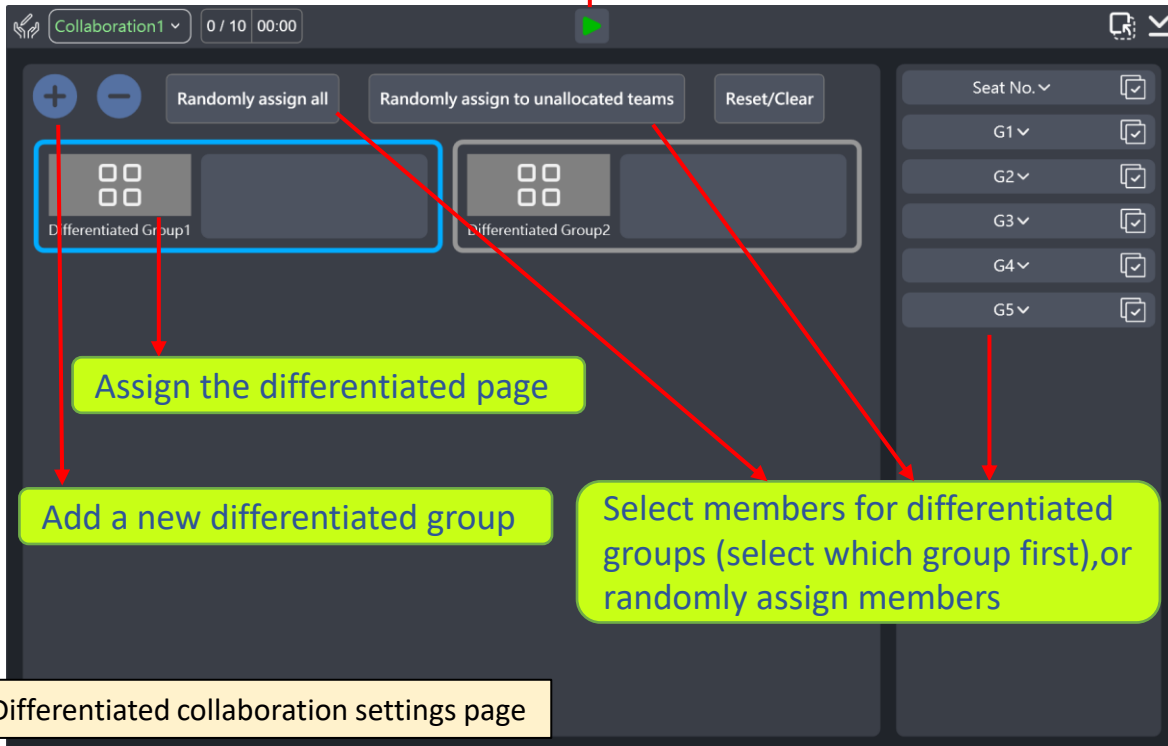
Give a point to this group

Reload all pages

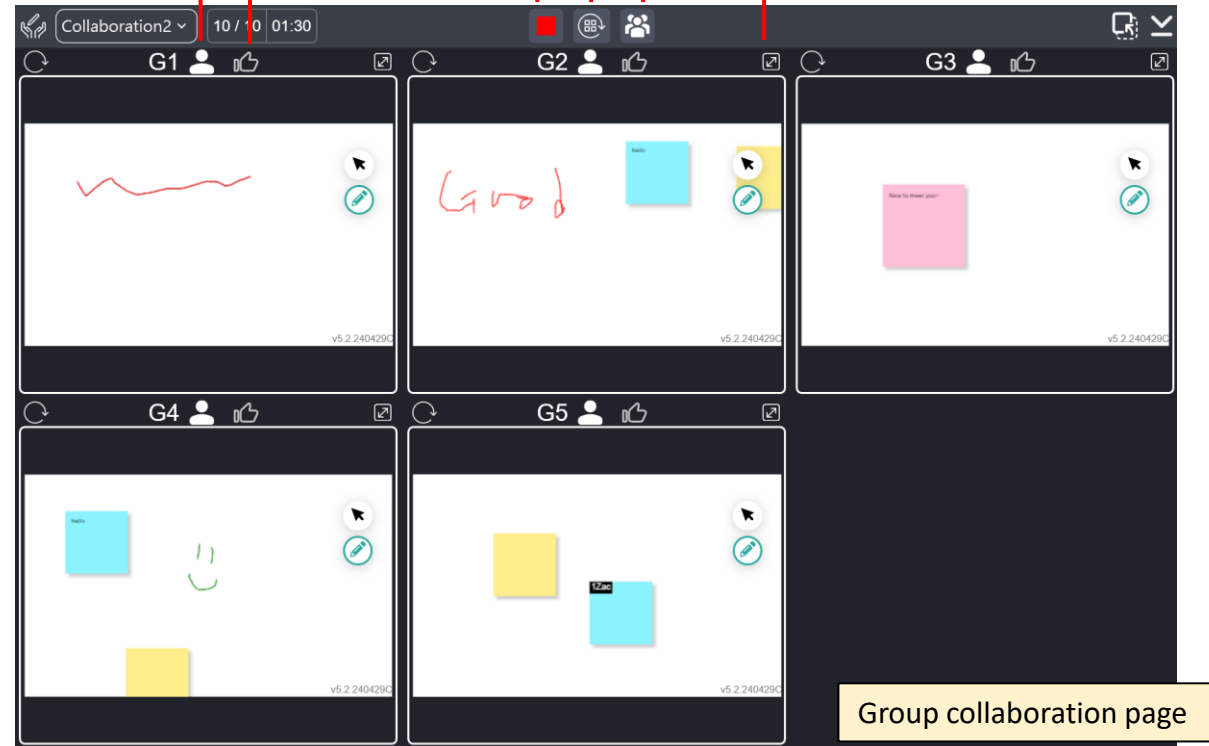
Stop the task

Collaboration list & contribution

Zoom in this group page



Differentiated collaboration settings page



Group collaboration page

Student's Tablet, Phone or IRS Clicker

Welcome to use SelfPace Test

Progress Block

- Blue indicates the student has not answered
- Green indicates the student has completed answering
- Red indicates the student has started to answer

Percentage of progress

1 START → 2 END → 3 REVIEW

Question	Progress
1	12%
2	47%
3	100%
4	12%
5	18%
6	0%
7	100%
8	100%
9	0%
10	88%
11	6%
12	6%
13	71%
14	24%
15	24%
16	18%
17	41%
18	65%
19	0%
20	35%

HiTeach SelfPace Test

Progress: 52% Questions: 9

TEAM Model Multi-question Type Sample File English

1. Single Answer (Single answer questions, 5 points each)

Look at the picture. What have they done before they had dinner?

A They have played basketball before they had dinner.

B They have gone to the church before they had dinner.

HiTeach SelfPace Test

Progress: 0% Questions: 0

TEAM Model Multi-question Type Sample File English

1. Single Answer (Single answer questions, 5 points each)

Look at the picture. What have they done before they had dinner?

Submit for Multi-Answer → OK

Cancel/Delete → [X]

Previous → [Up Arrow]

Next → [Down Arrow]

IRS Clicker

No matter which test mode is used, students can take the test via IRS clickers/keypad or Web IRS (as shown on the right), and you can keep track of the students' progress. After the test, the class can view the test results and data in real-time, and conduct interactive review right away.

*Only the RF-09 series IRS clicker (with LED screen) supports the test mode.



Four test types: IES Cloud, Paper, Excel, Contest Game



 IES Cloud Exam File

Johnny Choose an exam file for SelfPace Test

My Exam Files School Exam Files

All Grade 7 Grade 8 Grade 9 Grade 10 Grade 11 Grade 12

All Language English Mathematics History Geography Civic Biology Physics

Chemistry Earth Science

Name # Date # Usage count #

- 2019 CAP English Reading (English) Grade 7 / Grade 8 / Grade 9
- 2021 English Quiz 1 (English) Grade 7 / Grade 8 / Grade 9
- Mathematics ACT & SAT Practice (Mathematics) Grade 10 / Grade 11 / Grade 12
- TEAM Model Multi-question Type Sample File_English (English) Grade 10 / Grade 11 / Grade 12
- 2019 CAP English Listening (English) Grade 7 / Grade 8 / Grade 9

 Instant Paper Test

Instant Paper Test

Test Name: My test

Type: Single answer ¹⁰ Multi answers Cloze Ques No. 10


Option No. 4 4

Attach picture: Select

Tip: All attached pictures will be put into the first question. You can also use the pictures sent from HIT A 5.
Note: The answer option symbol type is: 123...

Answer 01~10

Cancel Start

 Excel File (xlsx)

Import Excel question file

Filename: 2-1 Question Database CD-ROM _ Sample Test Questions.xls


#	Author	Score	Answer	Question Stem
1	Bruce	10	*	What is released during photosynthesis?
2	Bruce	10	*	Which part of plants grows first?
3	Bruce	10	*	Earth is the only planet in our solar system we know of the
4	Bruce	10	*	What is the center of the solar system?
5	Bruce	10	*	What do fish use to help them swim?
6	Bruce	10	*	Which part below do birds use to get food?
7	Bruce	10	*	In what season does it usually snow?
8	Bruce	10	*	What is true about the Great Pyramid of Giza?
9	Bruce	10	*	Which body of water contains fresh water that is suitable f
10	Bruce	10	*	When is a liquid rock called when it is under the earth surf.

If the imported total score is not 100, it will be automatically redistributed to 100 after importing.

Cancel Confirm

 Contest Game

Contest Game

Attendance: 0/11 

HTEX File

Survival Score

Duration: 60 Overwrite All

Number of Final Ranking: 5

Each question starts after confirmation
 Reveal the answer

1 2 3 Quiz Music

Cancel Confirm

Four test types: IES Cloud, Paper, Excel, Contest Game



IES Cloud Exam File



Instant Paper Test



Excel File (xlsx)



Contest Game

	IES Cloud Exam File	Instant Paper Test	Excel File (xlsx)	Contest Game
Test File Source	Pre-built on IES Cloud and directly imported for use	Directly hand out test papers or take photos of them as attachments	Export questions from the question banks and save them as XLSX	Pre-create the Contest file and import it for use(HTEX, XLSX, or IES quiz file)
Question Stem & Options	Varies depending on how the quiz file is created	Students view the test paper or the attached photos on the Web IRS directly	Fully presented	Fully presented
Supported Question Types	Varies depending on how the quiz file is created	Single & multiple answers, cloze, subjective questions	Single answer questions only	Multiple question types
Images & Audio	Varies depending on how the quiz file is created	Questions have no audio, but students can submit audio	X	Varies by page content
Explanation & Supplement	Varies depending on how the quiz file is created	X	X	Varies by page content
Features	Pre-built for the most convenient use and the most diverse support question types	No need for any pre-work, available for test at any time	Easiest to integrate with publishers' question banks	Pre-built for the most convenient use and the most diverse support question types